



SEE MORE. DO MORE.

DISMANTLING AND TREATMENT INFORMATION

**DartTag, Asset
UWT-1100-A-0xxx**

Conforms to **Waste electrical and electronic equipment (WEEE)
2002/96/EC**

Category 3 product according Annex IA

Date: 24 October 2011

Zebra Technologies
2940 North 1st Street
San Jose, CA 95134
www.zebra.com

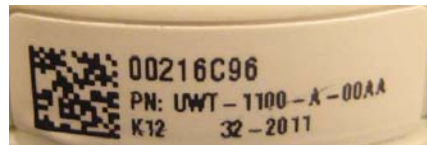
Reuse and treatment information

Material	Weight [g]	Weight [%]	Important Information
Waste Disposal (WD)			
Ceramic	0	0	
Subtotal	0	0	
Recovery Operations (RO)			
Leather	0	0	
Rubber / elastomere	.3	2.1	
Sealant compound	0	0	
Foam	0	0	
Wood	0	0	
Subtotal	0	0	
Re-Use (RU)			
Aluminium alloy cast	0	0	
Aluminium alloy wrought	0	0	
Battery	2.2	15.5	
Cable	0	0	
Cable with plug	0	0	
Carton	0	0	
Copper	0	0	
Copper Alloy	0	0	
Gas	0	0	
Glass Optical	0	0	
Iron	0	0	
Liquid	0	0	
Magnesium alloy	0	0	
Magnetic material	0	0	
Metal nonferrous	0	0	
Paper	0	0	
Plastic	7.5	52.8	
Plug	0	0	
Printed circuit board	4.2	29.6	Remove printed circuit board (1)
Sintered material	0	0	
Steel	0	0	
Steel stainless	0	0	
Textile material	0	0	
Subtotal	0	0	
Re-Use (RU)			
Subtotal	0	0	
Total weight	14.2 g	100%	

Product identification and selective treatment information



42.0 mm Width x 20.0 mm Height x 42.0 mm Long




Product Description:


DartTag UWB Active Tags are UWB transmit, FCC (US) and ESTI (EU) compliant, devices that communicate with the Dart Real Time Location System. Each tag has a unique ID that can be associated with a specific asset. DartTag transmissions are extremely short in duration, providing excellent real-time location accuracy and permitting thousands of tags to be simultaneously detected. The short durations are also fundamental to offering exceptionally long battery life. For example, the DartTag (programmed at 1 Hz blink rate) can be used to continuously track an asset for over seven years. Tags are powered with a 3V coin cell battery and can be turned on/off and wide array blink rates configured via the Zebra DartWand. The DartTag Asset is dust and waterproof (IP67 rated) and is built with robust components designed to withstand multiple six-foot drops. For applications in hazardous environments requiring intrinsically safe certification, the tag is also available as ATEX Zone1, IIC, T3 option.

Dismantling Instructions


A) NOTE: The DartTag, Asset unit may be mounted in a Snap-On Mounting Plate (UM-400-xx). See Disassembly Instructions UM-400-xx for details regarding the Mounting Plate. Cut the Mounting Plate to remove the DartTag, Asset unit. The unit mounted in the Snap-On Mounting Plate would be shown as:




B) Open the unit by removing four (4) screws.




C) Separate the Cover Housing from the Base Housing.



D) Remove the Battery from the PCBA:



E) Remove the PCBA from the Cover Housing.



F) Remove the PBA Grommet from the PCBA as follows:

PCBA

PCBA Grommet

