



Device Guardian

Locate and recover devices anywhere within or beyond the four walls

Your mobile devices are crucial for your business success. When they go missing, you risk productivity loss, decreased efficiency, unnecessary labor and ineffective customer service. Ultimately, your devices are only as valuable as their availability.

That's where Zebra Device Guardian comes in. Device Guardian makes it easy to keep locate of all your Zebra mobile computers, tablets and wearables, so that your teams are always ready to go when they are needed.

Zebra Device Guardian is easy to deploy and can scale to virtually any size fleet. Your team has everything they need to locate, monitor and flag devices using predefined automated workflows. With automated at-risk device detection and notifications, Zebra Device Guardian identifies and recovers lost devices swiftly. Integrating with Identity Guardian, it enhances accountability and offers remote access to a comprehensive web-based dashboard for seamless fleet management.

Recovery shouldn't be confined to the walls of your facility. With Map-Based Locationing, precisely geolocate and view every connected WLAN or WAN Zebra device with Device Guardian on Google Maps. A proximity indicator on another device will guide you to the lost device, and you can also trigger an alarm on the missing device to assist in recovery.

Protect against loss by setting thresholds that automatically flag devices at risk of loss. Single sign-on (SSO) enables transparent accountability and security during check-out and check-in. Gain unparalleled fleet visibility with a dashboard that provides the exact location and status of your entire fleet. With customizable status and incident reports, you can understand and quantify the impact device loss has on your business.

Take complete ownership of your devices and empower your workforce with Zebra Device Guardian.

Benefits

Prevent the loss or misplacement of Zebra Android™ mobile devices to:

- Maximize device availability
- Maximize workforce productivity
- Maximize Return on Investment (ROI)
- Reduce the cost of recovering devices

Features



No-Hassle, Cloud-Based Deployment

Easy to download via your EMM or Zebra StageNow.



Scale for Any Size Deployment

Device Guardian supports over 5,000 sites and 100,000 devices.



Portal and Dashboard Information

View precise device locations and customizable reports at your fingertips.



Check-Out/In Accountability

Integrates with Identity Guardian to boost accountability—know the last worker to sign on before a device went missing



Map-Based Locationing

With the click of a button, precisely geolocate and view your devices on Google Maps




Intuitive User Interface

A simple proximity indicator lets you know how close the device is- and guides you there.

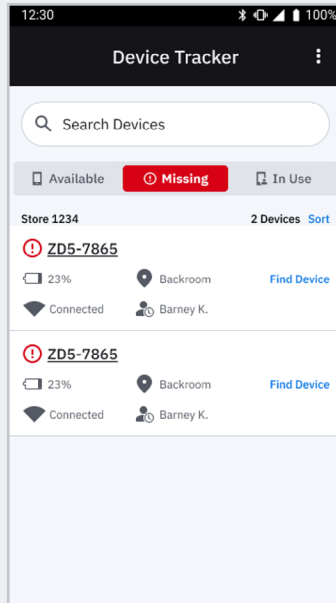


Workflow Automation

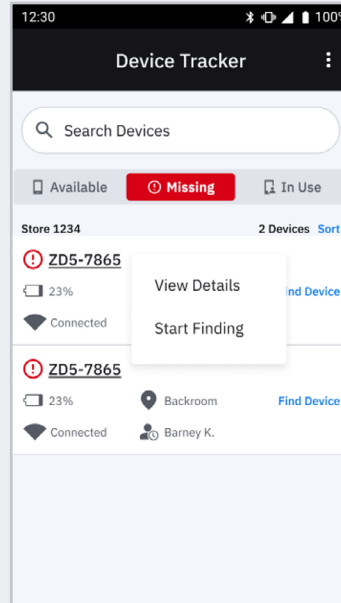
Set thresholds for when devices are at risk and flag them to be recovered.



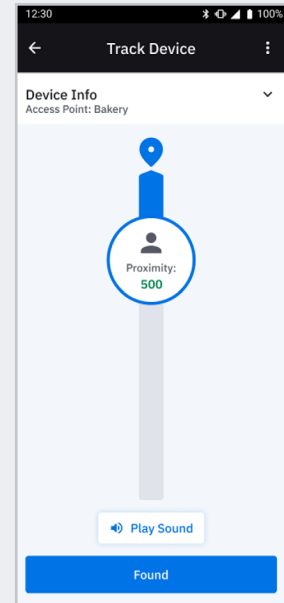
Easily View Your Missing or Misplaced Devices



Automatically triggers alerts and generates a work order when devices have not reported in for a specified time or the battery level dips below your defined threshold

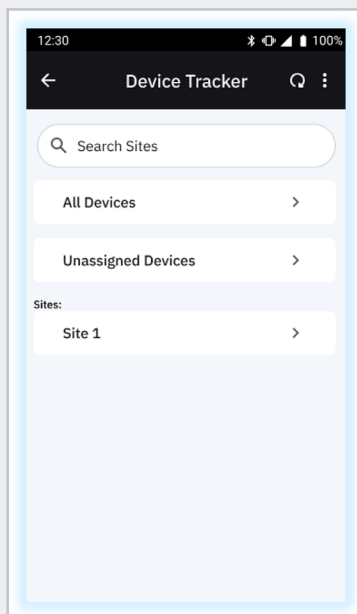


One click places any device into 'To Be Found' mode

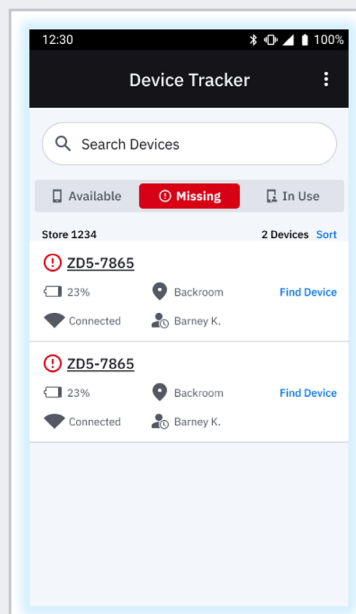


Remotely ring the device to help find devices that are hidden from view

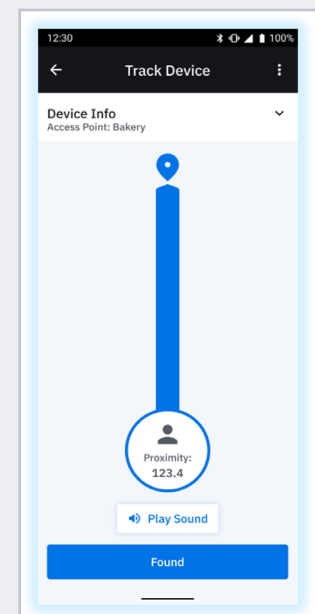
The Right Level of Dedicated Access for Every User



Administrators
View the status of all devices across all locations

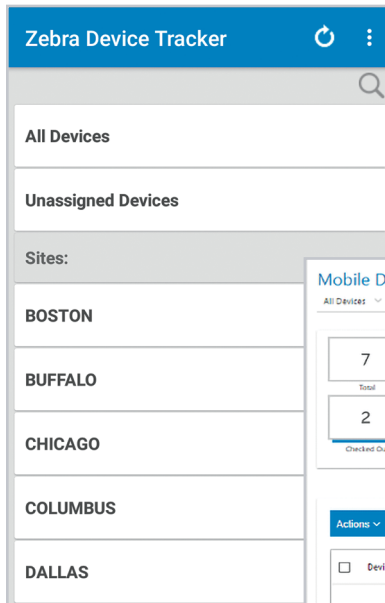


Managers
View the status of all devices in their location



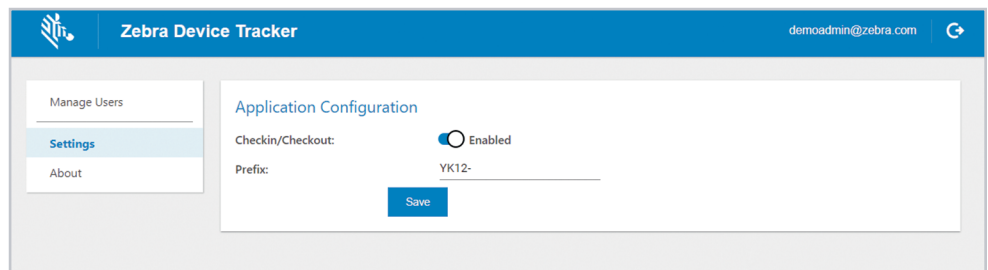
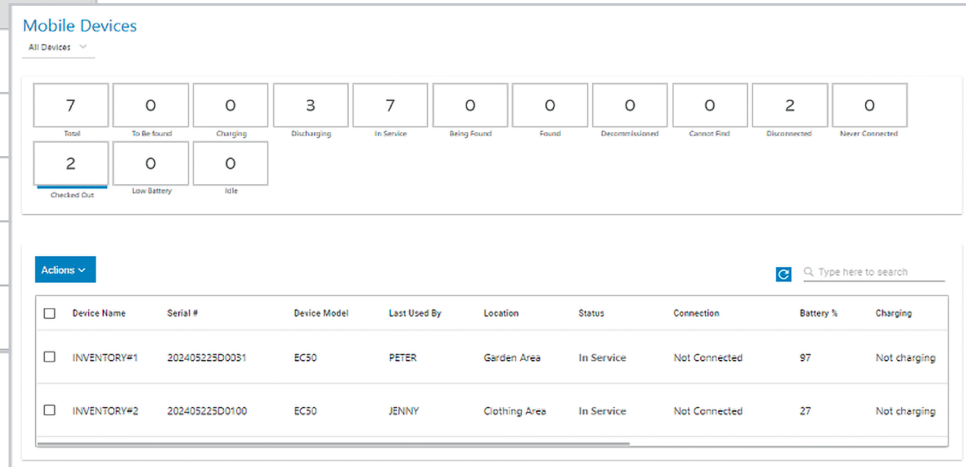
Associates
View misplaced devices that need to be found

Administrator Screens



Administrator Screens:

Administrators can view Device Guardian on a mobile device or a desktop computer. The ability to view information on a mobile device allows Administrators to monitor information anywhere and anytime. For example, the screen on the left presents all sites, and allows Administrators to drill down into any site for details. The intuitive interface allows even inexperienced Administrators to easily create users. And activating features, such as device check-out/check-in, just takes one click. And an easy-to-use dashboard provides the up-to-date status of all devices at a glance.



The Application Configuration screen shows settings for the Zebra Device Tracker. It includes a sidebar with links to Manage Users, Settings (selected), and About. The main content area has a section for Application Configuration with a toggle for Checkin/Checkout (Enabled) and a Prefix field (YK12-). A Save button is at the bottom.

Eliminate the high cost of lost and misplaced Zebra Android mobile devices in your organization with Zebra Device Guardian. For more information, visit www.zebra.com/deviceguardian



NA and Corporate Headquarters
+1 800 423 0442
inquiry4@zebra.com

Asia-Pacific Headquarters
+65 6858 0722
contact.apac@zebra.com

EMEA Headquarters
zebra.com/locations
contact.emea@zebra.com

Latin America Headquarters
zebra.com/locations
la.contactme@zebra.com

ZEBRA and the stylized Zebra head are trademarks of Zebra Technologies Corp., registered in many jurisdictions worldwide. Android is a trademark of Google LLC. The Bluetooth word mark and logos are registered trademarks owned by Bluetooth SIG Inc., and any use of such marks by Zebra is under license. All other trademarks are the property of their respective owners. ©2025 Zebra Technologies Corp. and/or its affiliates. All rights reserved. 06/05/2025.