

Change is the New Normal in Warehousing

Disruption and volatility have put warehouse operators under pressure to adapt to continual change.



Which of these disruptions are you navigating?



Rapid growth of e-commerce



Higher volume of orders



Rise in item-level fulfillment



Shorter delivery times



Unpredictable availability of inventory



Labor shortages

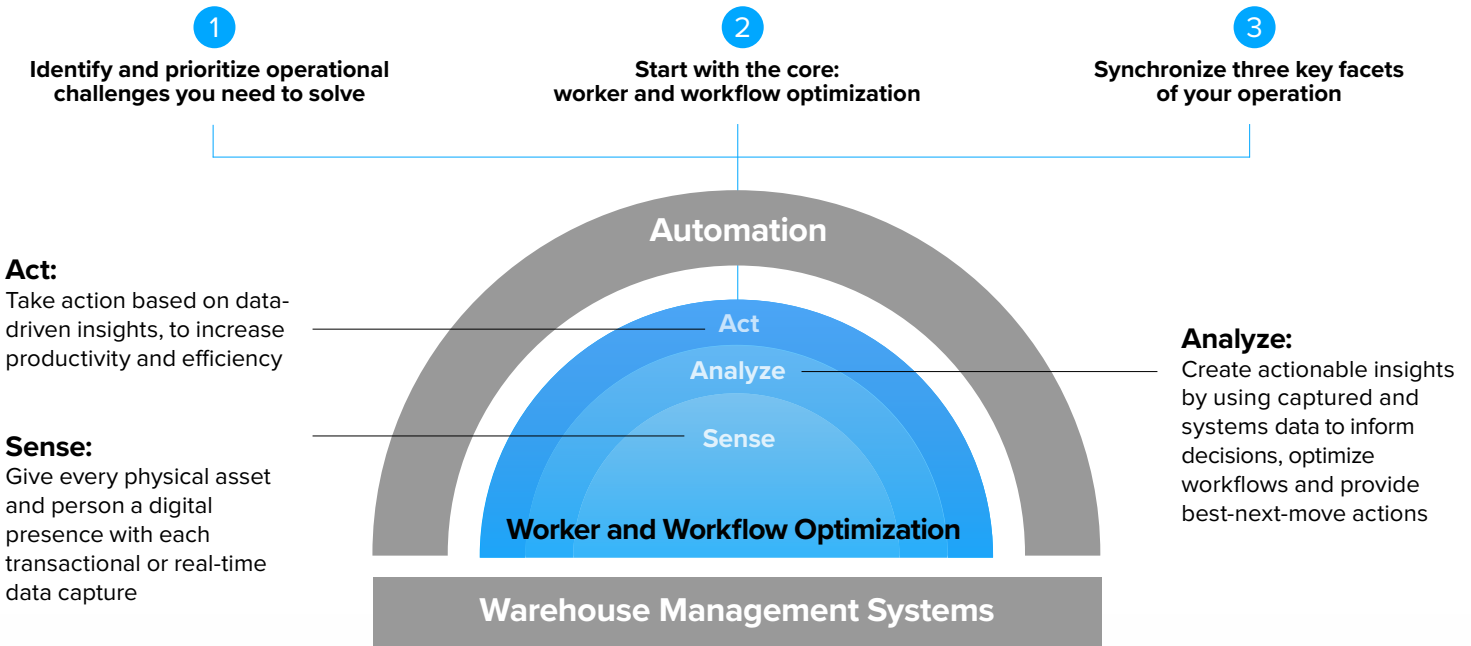


High turnovers



Employee safety concerns

When Responding to Supply-Chain Disruptions, Start at the Front Line of Your Operations




ZEBRA
CAPTURE
YOUR EDGE

The Path Forward is Best Achieved in Phases

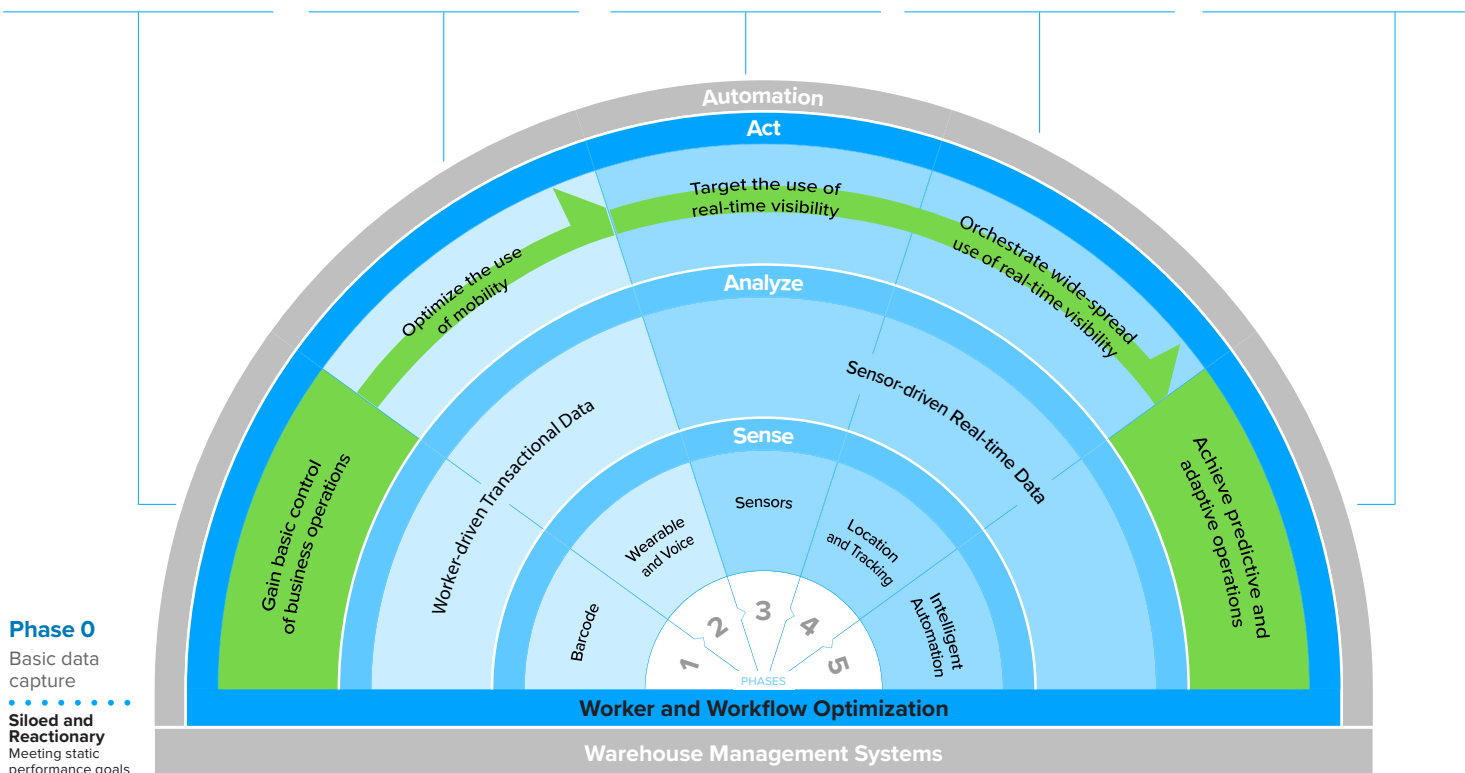
Taking a phased approach allows you to increase operational visibility at your own pace, without upending operations.

Plan Your Next Move with the Zebra Warehouse Maturity Model

Identify and prioritize operational challenges

 <p>How many do we (or don't) we have? Inventory inaccuracies result in operational inefficiencies</p>	 <p>How do we handle more volume? Higher order volume, more item-level picking and inventory moves increase daily transactions</p>	 <p>How do we alleviate congestion points? Worker-initiated, scan-based processes aren't fast or accurate enough</p>	 <p>What's my best next move? Unable to quantify decisions and optimize in the moment</p>	 <p>How do we respond to quickly changing demands? Being ten steps ahead is a necessity today</p>
--	--	--	---	---

- | | | | | |
|--|---|--|---|---|
| <p>Phase 1</p> <ul style="list-style-type: none"> Track every inventory move Connect each worker to your WMS with modern mobile devices | <p>Phase 2</p> <ul style="list-style-type: none"> Deploy devices to fit each task, increase comfort and effortlessly data capture Optimize WMS data for dynamic mobile workflows | <p>Phase 3</p> <ul style="list-style-type: none"> Automate data capture in targeted areas where compliance is critical Utilize labor efficiently by managing by exception | <p>Phase 4</p> <ul style="list-style-type: none"> Get operational visibility with real-time location data Deploy the closest worker or asset for the task Reduce steps in processes with automated alerts | <p>Phase 5</p> <ul style="list-style-type: none"> Fuse all sensor data sets together using intelligent automation Predict and adapt in real time |
|--|---|--|---|---|



© 2020 Zebra Technologies Corp. and/or its affiliates. No part of the Warehouse Maturity Model may be reproduced in any manner without Zebra Technologies Corp.'s permission.

Show me how to apply this framework in my operations

Contact us today! >

Any Size, Any Challenge

Zebra's breadth and depth of hardware, software, solution and service offerings can address all the operational areas within your warehouse—resolving today's unique logistics challenges. The result: minimum risk and maximum return on your investment.



NA and Corporate Headquarters
+1 800 423 0442
inquiry4@zebra.com

Asia-Pacific Headquarters
+65 6858 0722
contact.apac@zebra.com

EMEA Headquarters
zebra.com/locations
contact.emea@zebra.com

Latin America Headquarters
+1 866 230 9494
la.contactme@zebra.com

ZEBRA and the stylized Zebra head are trademarks of Zebra Technologies Corp., registered in many jurisdictions worldwide. All other trademarks are the property of their respective owners. ©2021 Zebra Technologies Corp. and/or its affiliates. All rights reserved. 05/2021