

ET40/ET45 Enterprise Tablets

The right-priced rugged tablets that have it all — right out of the box

You're considering purchasing consumer-grade tablets for your business because the cost is right — and while the feature set may not be ideal, it seems good enough. But there are hidden costs — such as a case to increase durability or a scanner for tasks that require heavy barcode scanning. Without the right durability, you'll need to replace tablets more frequently — and short product lifecycles create a mixed model deployment that is more complex and time-consuming to support. Introducing the ET40 and ET45, the right-priced enterprise tablets that are built for business. You get everything you need, right out of the box. Thin and light consumer styling that is business tough. Integrated enterprise-class scanning. The fastest wireless connections. A multi-year lifecycle. Powerful new communication options. New solutions that add new capabilities. Zebra-only Mobility DNA tools that improve every aspect of the device lifecycle. And more. The ET40/ET45 Enterprise Tablets — everything you need to do business right, at the right price.



A Strong ROI That Makes Business Sense

Rugged and Ready for All-Day Business

The ET40 and ET45 are built for business from the inside out, delivering reliable operation you can count on. Drop it on tile or concrete floors. Use it inside and outside, even in the heat or subzero temperatures. Hose it off. It still works. And if you work in more demanding environments, no problem — just add the optional rugged boot for even more durability.

A Business-Class Lifecycle With Guaranteed Availability and Support

These tablets are built to last years — and you can count on support every day your devices are in service — for six years from the initial

sale date. Zebra's optional OneCare™ Essential and Select support services provide all the options you need to choose the right level of service for your business. And unlike consumer tablets, Zebra guarantees that the exact model you purchase today will be available for three years, simplifying device support.

Work Faster and Smarter With All the Right Business Options

Choose Your Screen Size

Choose the screen size that's right for the job — a compact easy-to-carry 8 in. screen or a larger 10 in. display for easier viewing of information rich apps.

Fastest Wireless Connectivity To Keep You Connected Anywhere

Get the fastest Wi-Fi™ and cellular speeds with Wi-Fi 6 and 5G. The Wi-Fi only ET40 is ideal indoors in retail and hospitality, while the Wi-Fi and cellular ET45 is ideal for delivery drivers and more out in the field. Connect cordless headsets, printers and more with Bluetooth® to create a complete wireless solution. Enable locationing with GPS — from directions to the next delivery stop to tracking driver location. And enable private LTE networks for cost-effective wireless connectivity in the largest indoor and outdoor facilities with support for Citizens Broadband Radio Service (CBRS).¹

Multi-Shift Battery Power

Power options keep your tablets up and running over multiple shifts, while Zebra's PowerPrecision batteries provide the intelligence to better manage your battery pool. Get constant power with an optional hot-swappable secondary battery — ideal for multiple shifts.

The ET40/ET45 — the right-priced tablets that have it all, right out of the box.
For more information, please visit www.zebra.com/et40-et45

And visibility into battery statistics makes it easy to spot and discard unhealthy batteries that no longer hold a full charge, eliminating the impact of dead batteries on worker productivity.

Payment-Ready — Take Payment Where and When You Need It

Create a mobile POS for anywhere payment with innovative payment solutions. Create a complete on-demand hybrid POS with the Workstation Connect Cradle, Connect Hub and the Presentation stand.³ And support NFC tap to pay.

Tailor Your Tablet For Every Job With a Complete Accessory Family

Get everything you need to make these tablets easier to carry, more rugged and more versatile through solutions that add new capabilities. The multi-slot and desktop charging cradles simplify backroom device management. Protective and carrying accessories enhance durability and portability. Create a workstation on demand with the Workstation Connect Cradle and software.³ And create a kiosk and more with the Presentation stand.

Powerful Data Capture Made Easy

World-Class Integrated Scanning

No matter what type of scanning your workers do, there's a Zebra scan engine that's right for the job — from standard range scanning to a large 'sweet spot' for dependable point-and-shoot simplicity or an advanced range scanner to capture items in hand and across the room. And all scanners deliver the performance that has made Zebra the market leader — split-second first time capture of virtually every barcode, in practically any condition.

Ultra-High Resolution Photos

Take sharp, detailed photographs for proof of condition and delivery, visual in-store merchandising audits to ensure quality and compliance and more.

Improve Collaboration With Video Calls

Shave time and errors out of workflows with video calls. For example, in a hotel, housekeeping can show engineering a leaky faucet that requires immediate repair. And a less-experienced field technician can collaborate with a seasoned remote technician to properly diagnose and resolve an issue.

Unleash The Potential of Your Tablets and Your Workforce With Zebra Mobility DNA™

Get a Built-In Advantage With Complimentary Zebra Mobility DNA Professional Tools

Powerful pre-installed Mobility DNA tools are ready to use at no cost. Add powerful enterprise features to standard Android™ with Mobility Extensions (Mx) — choose from over a hundred features to increase security, improve device manageability and more. Stage a handful or thousands of devices for use in seconds with StageNow. Control the applications and device features workers can access with Enterprise Home Screen — no developer required. Enter barcodes into your apps right out of the box with DataWedge — no programming required. Integrate all the features of your tablets into your apps with Zebra's Enterprise Mobility Development ToolKit (EMDK). Control the GMS apps and services that are available on your tablets with GMS Restricted Mode. Automatically enable EMM support for every feature in your tablet with OEM Config. Collect targeted diagnostics for easier troubleshooting with RxLogger. And test all main tablet systems with the press of a button with Device Diagnostics to prevent unnecessary, costly trips to the repair center.

Maximize Tablet Functionality and Workforce Productivity With Optional Mobility DNA Enterprise

Unlock more tools to greatly improve the user experience and workforce efficiency with this optional license. Simultaneously capture up to 100 barcodes, even on multiple labels, with a single scan. In one button press, capture and crop a document image, optionally capture a barcode — and even detect signature presence to ensure a form was signed. Enable faster data entry with a customized soft keyboard tailored for your data types. Enable workers to easily manage all of their Bluetooth accessories. Give workers unsurpassed 'won't drop' wired style Wi-Fi connections every minute of every shift. And more.

Give Your Workers Powerful New Ways To Communicate

Turn Your Tablets Into Two-Way Walkie Talkies That Work Inside Your Facility — And Out in the Field

Optional Workcloud Communication Push-to-Talk (PTT) Express enables instant PTT walkie-talkie style calls over your Wi-Fi network, right out of the box. Out in the field, optional Workcloud Communication PTT Pro enables PTT calling and secure text messaging over the cellular network through an easy-to-deploy cost-effective subscription service.²

Turn Your Tablets Into PBX Handsets

Add fully-featured PBX handset functionality with Zebra Workcloud Communication Enterprise.² The need to purchase and manage additional voice-enabled devices is eliminated. And a custom interface makes it easy to execute even the most complex telephony features.

Specifications

Physical Characteristics	
Dimensions	8 in.: 8.42 in. L x 5.32 in. H x 0.45 in. D 213.9 mm L x 134.8 mm H x 11.4 mm D 10 inch: 10.15 in. L x 6.41 in. H x 0.45 in. D 257.9 mm L x 162.9 mm H x 11.4 mm D
Weight	8 in.: 1.07 lbs/485 g 10 in.: 1.52 lbs/690 g
Display	8 in./20.3 cm: 600 nits, color WXGA 1280x800 10.1 in./25.7 cm: 500 nits, color WUXGA 1920x1200; Corning® Gorilla® Glass
Imager Window	Corning Gorilla Glass
Touch Panel	Capacitive multi-touch
Expansion Slot	Integrated connector to easily add accessories
Connectivity	Docking connector (charge and data) USB-C side port (tablet charging and data only)
SIM Slots	1 nano SIM
Interface Ports	Expansion connector for Zebra accessories
Notifications	Audible tone; multi-color LEDs; vibration
Keyboard Options	Virtual, Bluetooth, USB
Audio	Stereo speakers; two microphones; audio headset support via USB-C port or Bluetooth
Buttons	Volume up/down; power on/off; barcode scanner; programmable buttons
Performance Characteristics	
CPU	Qualcomm Snapdragon™ SM6375 Octa-Core (8); 2.2 GHz (2) and 1.8 GHz (6)
Operating System	Android; for supported Android versions, visit: www.zebra.com/android-versions
Memory	Standard: 4 GB LPDDR4X SDRAM/64 GB UFS Flash Premium: 8 GB RAM/128 GB
General Certifications	
EPEAT Bronze, ENERGY STAR	
RTCA/DO-160G, Section 4, Category A1	
User Environment	
Operating Temp.	-4F to +122F/-20C to +50C
Storage Temp.	-40F to +158F/-40C to +70C
Humidity	5% to 95% non-condensing
Drop Specifications	Per MIL-STD-810H 4 ft (1.2m) to concrete across temperature (-4F to +122F/-20C to +50C) 5.1 ft (1.55m) to concrete with optional rugged frame across temperature (-4F to +122F/-20C to +50C)
Sealing	IP65
Vibration	Sine: 4 g's PK(5 Hz to 2 kHz) Random: 6 g RMS (20 Hz to 2 kHz) 60 minute duration per axis, 3 axis
Electrostatic Discharge (ESD)	+/- 15 kV air discharge; +/- 8 kV contact; +/- 8 kV indirect
Power	
Battery User Profile	Ample power for a full shift; continuous operation is enabled with the secondary optional battery

Battery	8 in.: 6100 mAh 3.87 V rechargeable Li-Ion Polymer; user replaceable (23.61 Wh) 10 in.: 7600 mAh 3.87 V rechargeable Li-Ion Polymer; user replaceable (29.41 Wh) Optional hot swappable 3400 mAh 7.6 V (25.84 Wh) secondary battery, for use with expansion back accessory
Interactive Sensor Technology (IST)	
Ambient Light Sensor	Automatically adjusts display brightness and display backlight
Magnetometer	eCompass automatically detects direction and orientation
Motion Sensor	3-axis gyroscope; 3-axis accelerometer
Data Capture	
Scanning	SE4100 1D/2D Scan Engine; SE4710 1D/2D Scan Engine; SE55 1D/2D Advanced Range Scan Engine with IntelliFocus technology (Premium)
Rear Camera	Image capture: 13 MP auto-focus camera with user controllable LED flash
Front Camera	5 MP
Wireless Communications	
Wi-Fi (WLAN)	IEEE 802.11 a/b/g/n/ac/d/h/i/r/t/k/v/w/mc/ax 2x2 MU-MIMO; Wi-Fi® certified; IPv4, IPv6 (Wi-Fi 6)
Cellular (ET45 Only) (WWAN Data Only)	5G (North America, Rest of World) Global LTE (North America, Rest of World) 3G, 2G (Rest of World) North America 5G, LTE: AT&T and Verizon Note: Actual band support may vary by country or carrier, contact Zebra Tech Support for more details.
Bluetooth (WPAN)	Bluetooth v5.1/2.1+EDR Class 2 (Bluetooth LE)
GPS (ET45 Only)	GNSS supports GPS, Galileo, Beidou, Glonass. Dual Band (L1+L5)
NFC	NFC ISO 14443 Type A and B; Mifare, FeliCa and ISO 15693 cards, NFC Forum tags 2,3,4,5; Host Card Emulation,Contactless Payment Support, VAS (Value Added Services) and Wallet support, Apple ECP1.0 and ECP2.0, Apple VAS and Google Smart Tap certified, VAS Library/SDK
Wireless LAN	
Data Rates	5 GHz: 802.11a/n/ac/ax-20 MHz, 40 MHz, 80 MHz-up to 1201 Mbps 2.4 GHz: 802.11b/g/n/ax-20 MHz-up to 286.8 Mbps
Operating Channels	Channel 1-13 (2412-2472 MHz): 1,2,3,4,5,6,7,8,9,10,11,12,13 Channel 36-165 (5180-5825 MHz): 36,40,44,48,52, 56,60,64,100,104,108,112,116,120,124,128,132,136, 140,144,149,153,157,161,165 Channel Bandwidth: 20, 40, 80 MHz Actual operating channels/frequencies and bandwidths depend upon regulatory rules and certification agency
Security and Encryption	WEP (40 or 104 bit); WPA/WPA2 Personal (TKIP, and AES); WPA3 Personal (SAE); WPA/WPA2 Enterprise (TKIP and AES); WPA3 Enterprise (AES) — EAP-TTLS (PAP, MSCHAP, MSCHAPv2), EAP-TLS, PEAPv0-MSCHAPv2, PEAPv1-EAP-GTC, LEAP and EAP-PWD; WPA3 Enterprise 192-bit mode (GCMP256)-EAP-TLS; Enhanced Open (OWE)










Markets and Applications

Retail and Hospitality

- Assisted selling — price/ inventory checks
- Line busting
- Point of sale
- Inventory management
- Staff management
- Guest check-in
- Restaurant wait staff/ ordering
- Staff communications/ collaboration

Transportation and Logistics (Delivery and Fulfillment)

- Routing and dispatch
- Proof of pickup and delivery
- Invoicing/Mobile Point of Sale
- In-vehicle inventory management
- Staff communications/ collaboration
- Parcel track and trace

Wireless LAN (continued)	
Certifications	Wi-Fi Alliance Certifications: Wi-Fi CERTIFIED n; Wi-Fi CERTIFIED ac; Wi-Fi CERTIFIED 6 ; Wi-Fi Enhanced Open; WPA2-Personal; WPA2-Enterprise; WPA3-Personal; WPA3-Enterprise (includes 192-bit mode); Protected Management Frames; Wi-Fi Agile Multiband; WMM; Wi-Fi Direct
Fast Roam	PMKID caching; 802.11r (Over-the-Air); OKC
Wireless PAN	
Bluetooth	Bluetooth v5.1 Class 2, Bluetooth Low Energy (BLE)
Regulatory	
For Regulatory information, please visit www.zebra.com/et4x	
Warranty	
Subject to the terms of Zebra's hardware warranty statement, the ET40/ET45 Enterprise Tablets are warranted against defects in workmanship and materials for a period of 1 (one) year from the date of shipment. For complete warranty statement, please visit www.zebra.com/warranty	
Recommended Services	
Zebra OneCare Essential and Select support services; Zebra Visibility Services — VisibilityIQ™ Foresight	
For information on Zebra services, please visit www.zebra.com/services	
Footnotes	
<div>1. CBRS is available in the U.S. only.</div> <div>2. Mobility DNA Enterprise license require.</div> <div>3. Workstation Connect software included with Mobility DNA Enterprise license, but requires the purchase of Workstation Connect hardware.</div> <div>Specifications subject to change without notice.</div>	
Mobility DNA	
<div>Mobility DNA solutions help you get more value out of our mobile computers by adding functionality as well as simplifying deployment and management of our mobile devices. For more information on these Zebra-only features, please visit www.zebra.com/mobilitydna</div> <div>Mobility DNA is available on Android only. Mobility DNA Professional integrated solutions are preloaded and pre-licensed, provided at no cost. To take advantage of the complete Mobility DNA offerings for the ET40/ET45, a Mobility DNA Enterprise license is required. For more information about Mobility DNA tools, please visit the Mobility DNA Value Tier Kit home page.</div>	
<div><div> DataWedge</div><div> Device Diagnostics</div><div> EMDK</div><div> Enterprise Home Screen</div></div> <div><div> GMS Restricted Mode</div><div> Mx Mobility Extensions</div><div> OEM Configuration</div><div> RxLogger</div><div> StageNow</div></div>	



NA and Corporate Headquarters

+1 800 423 0442

inquiry4@zebra.com

Asia-Pacific Headquarters

+65 6858 0722

contact.apac@zebra.com

EMEA Headquarters

zebra.com/locations

contact.emea@zebra.com

Latin America Headquarters

zebra.com/locations

la.contactme@zebra.com