

NOTES:

1. MATERIAL:
- a. BLACK 0.7mm THICK, LOCAL HYPALON
- b. BLACK, GORE 500 RUBBER POLYESTER WOVEN ELASTIC BAND, 19.1mm (¾") WIDE,
- c. BLACK, POLYESTER TAPE WITH SILKSCREEN LOGO (COLOUR STANDARD WHITE)
- d. VELCRO, LOOP WITH PS, BLACK 12.7mm (½")
- e. VELCRO, HOOK WITH PS, BLACK, 12.7mm (½")
- f. BLACK THREAD, POLYESTER

2. THIS DIMENSION IS CONSIDERED INSPECTABLE.

3 HANDSTRAP TO BE INSPECTED AGAINST APPROVED SAMPLE, WHICH RESIDES IN THE MISSISSAUGA RECEIVING INSPECTION AREA. ENSURE INSPECTED PARTS DO NOT HAVE LOOSE THREADS, OVERT MARKS OR DISCOLOURATION.

MATERIALS AND PROCESSES USED TO PRODUCE THIS PART OR ASSEMBLY MUST COMPLY WITH EUROPEAN DIRECTIVE 2002/95/EC, RESTRICTION OF HAZARDOUS SUBSTANCES (RoHS) AND REGULATION (EC) No 1907/2006, REGISTRATION, EVALUATION, AUTHORISATION AND RESTRICTION OF CHEMICALS (REACH), OR LATEST VERSION THEREOF.

THE INFORMATION CONTAINED IN THIS DOCUMENT IS CONFIDENTIAL AND IS THE EXCLUSIVE INTELLECTUAL PROPERTY OF PSION INC. IT MAY ONLY BE USED FOR THE PURPOSE FOR WHICH IT IS SUPPLIED AND MUST NOT BE REPRODUCED, STORED OR DISSEMINATED TO THIRD PARTIES BY ANY MEANS, IN WHOLE OR IN PART, WITHOUT THE EXPRESS WRITTEN PERMISSION OF PSION INC.

UNLESS OTHERWISE SPECIFIED
ALL DIMENSIONS ARE IN MILLIMETERS

ITEM GROUP	ITEM NO.	DESCRIPTION	APPROVALS	DATE
PRODUCT TYPE	HS0		KEN TAYLOR	SEP.26.11
PART NO. STATUS				
OBsolete				
ENGINEERING ONLY				
PRE-PILOT				
BETA				
RELEASED				

DO NOT SCALE
DRAWING

PSION MISSISSAUGA, ONTARIO
CANADA

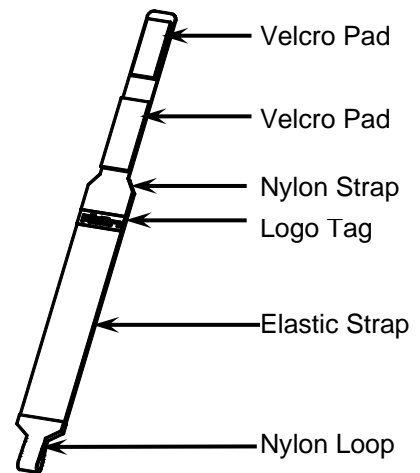
ACCESSORY HANDSTRAP

CODE IDENT. No. 38481 SIZE C DRAWING NO. 1100913-001 REV. A


SCALE 1:1 SHEET 4 OF 6

Installation Instruction for RV602I Handstrap

I. Installation of the RV602I Handstrap

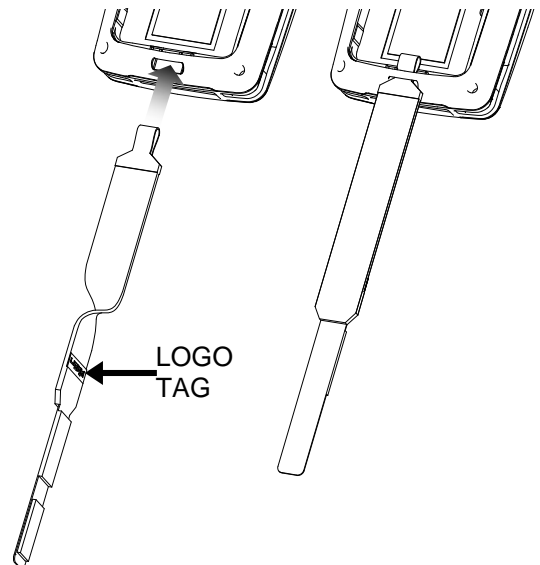


HANDSTRAP INSTALLATION



STEP 1.
REMOVE BATTERY
FROM THE HANDHELD.

STEP 2.
WITH THE LOGO
TAG FACING
DOWN ON
HANDSTRAP,
INSERT THE
NYLON LOOP
THROUGH THE
HANDSTRAP SLOT
IN THE BOTTOM
OF THE EP10.



Continued on other side... →