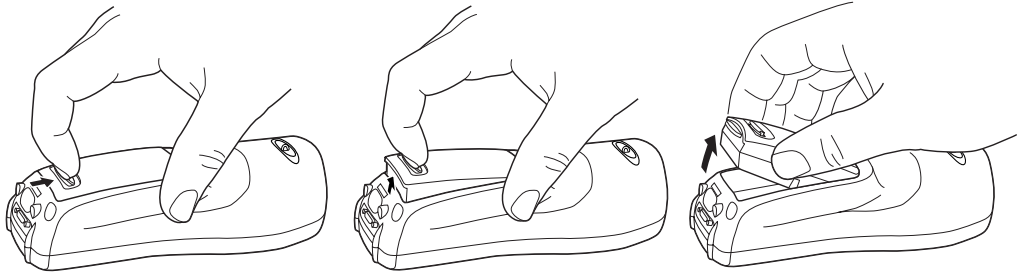


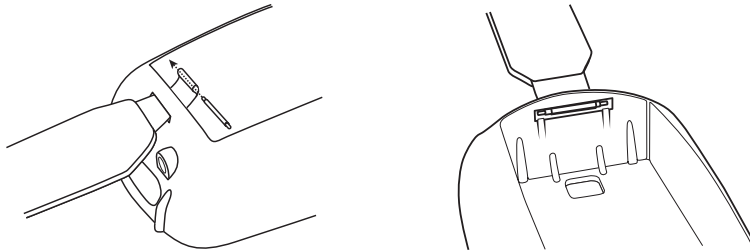
Instructions

This document provides instructions on attaching the enclosed hand strap to the PDT 7500.

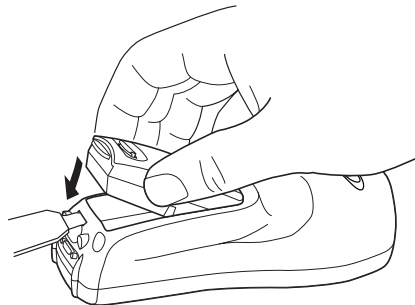
Remove the battery from the terminal as shown.




Thread the narrow end of the hand strap through the slot at the bottom of the terminal as shown. Insert the pin provided into the loop in the hand strap, and snap the pin into position in the battery compartment.



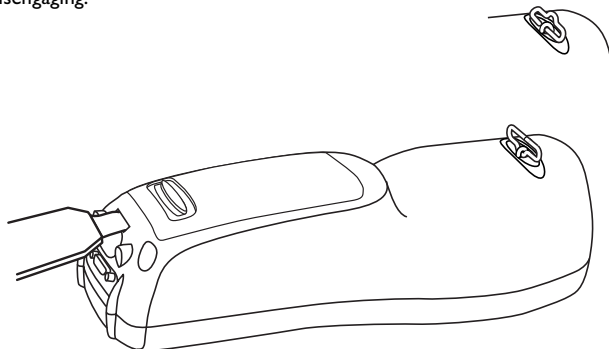
Install the battery in the terminal as shown.



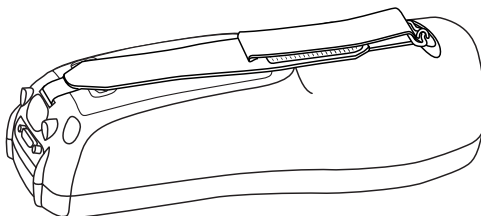
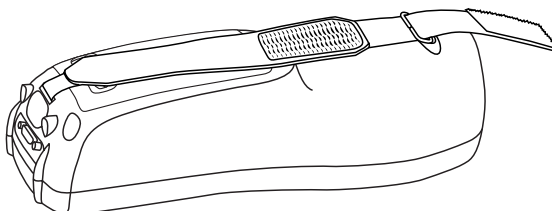


Instructions

Insert the clip provided through the loop on the terminal as shown. Rotate the clip so that the curved part points downward toward the terminal. Press the ends together to prevent the clip from disengaging.



Thread the other end of the hand strap through the clip as shown. Adjust the hand strap to a comfortable length and fasten.



72-42708-01
Revision A - June 2000