



MC9200 Specifications Chart

PHYSICAL AND ENVIRONMENTAL CHARACTERISTICS	
Dimensions	9.1 in. L x 3.6 in. W x 7.6 in. H 23.1 cm L x 9.1 cm W x 19.3 cm H
Weight	27 oz./765 g (includes battery)
Keyboard	28-, 43- and 53-key; Terminal Emulation (5250, 3270, VT)
Display	3.7 in. VGA resolution; color
Power	 PowerPrecision Improved battery technology for better battery management; Lithium ion battery 2400 mAh
RFID Tag	Integrated UHF Gen2 tag (Premium models only)
IST	Sensor technology (Premium models only)
PERFORMANCE CHARACTERISTICS	
CPU	Dual core 1GHz OMAP 4 processor
Operating System	 Android 4.4.4 with Mobility Extensions (Mx), turning Android into a true enterprise class OS Microsoft Windows Embedded Compact 7.0 Microsoft Windows Embedded Handheld 6.5.3
Memory	512MB/2GB; 1GB/2GB (Premium models only)
Expansion	User accessible 32GB SDHC card slot
App Development	PSDK and EMDK available through Zebra Support Central Web site
Data Capture Options	SE965: ^{1,4} 1D standard range scan engine SE1524-ER: ^{2,5} 1D extended range scan engine reads up to 45 ft./13.72 m away SE4500: ^{2,4} Omnidirectional 1D/2D imaging engine SE4750: ^{2,4} Next generation omnidirectional 1D/2D imaging engine for faster data capture. Available for Premium configurations only in three models - Standard Range (SR), Mid Range (MR) and DPM. SE4600: ^{2,6} Extended range omnidirectional 1D/2D imaging engine reads as far as 30 ft./9.14 m SE4500-DL: ^{2,6} 1D/2D DL imaging engine reads 1D, 2D and PDF codes on driver's licenses SE4500-HD: ^{2,7} 1D/2D DPM imaging engine reads a wide variety of DPM marks on metal, plastic and glass



USER ENVIRONMENT	
Operating Temp.	-4° to 122° F/-20° to 50° C
Charging Temp.	32° to 104° F/0° to 40° C
Storage Temp.	-40° F to 158° F/-40° C to 70° C
Humidity	5% to 95% non condensing (Condensation resistant configurations available)



1. Tolerant to typical artificial indoor and natural outdoor (direct sunlight) lighting conditions. Fluorescent, Incandescent, Mercury Vapor, Sodium Vapor, LED3, 450 Ft. Candles (4,844 Lux) Sunlight: 10000 Ft Candles (107,640 Lux)
2. Tolerant to typical artificial indoor and natural outdoor (direct sunlight) lighting conditions. Fluorescent, Incandescent, Mercury Vapor, Sodium Vapor, LED3: 450 Ft. Candles (4,844 Lux) Sunlight: 8000 Ft Candles (86,111 Lux)
3. LED lighting with high AC ripple content can impact scanning performance
4. Available on Windows now; available on Android 2H 2015
5. Available on Windows now; available on Android in the near future
6. Available on Windows only
7. Available on Windows now; available on Android in 2016

* Some restrictions apply. Speak to your sales representative or refer to your Zebra *OneCare* service plan for more information.

USER ENVIRONMENT (continued)	
Drop Specification	Multiple drops to concrete: 6 ft./1.8 m across the operating temp. range; meets/exceeds MIL-STD 810G
Tumble Specification	4,000 3.28 ft./1 m tumbles; meets and exceeds IEC tumble specifications
Scanner Exit Window	Corning Gorilla™ glass
Sealing	IP64 (electronic enclosure, display and keypad) per IEC Sealing specification
Electrostatic Discharge (ESD)	±15kVdc air discharge; ±8kVdc direct discharge; ±8kVdc indirect discharge

WIRELESS DATA COMMUNICATIONS	
WLAN	Android: IEEE 802.11 a/b/g/n/d/h/i/k/r WinCE/WEH: IEEE 802.11 a/b/g/n/d/h/i
Data Rate	802.11a: up to 54 Mbps; 802.11b: up to 11 Mbps; 802.11g: up to 54 Mbps; 802.11n: up to 65 Mbps
Antenna	Internal
Frequency Range	All country dependent: 802.11a – 5 GHz; 802.11b – 2.4 GHz; 802.11g – 2.4 GHz; 802.11n – 2.4GHz and 5GHz
WLAN Security	WPA2 Enterprise, 802.1x; EAP-TLS; TTLS (CHAP, MS-CHAP, MS-CHAPv2, PAP or MD5); PEAP (TLS, MSCHAPv2, EAP-GTC); LEAP, EAP-FAST (TLS, MS-CHAPv2, EAP-GTC), WPA2/AES, CCX v4, FIPS 140-2 and IPv6
WPAN (Bluetooth)	Stonestreet stack: Bluetooth 4.0 plus BLE or WBA Microsoft stack: Bluetooth Version 2.1 with EDR

VOICE AND AUDIO	
Audio	High quality speaker, microphone and 2.5mm headset jack
Voice Directed Picking	 TekSpeech Pro Certified; compatible with 3rd party VDP clients (WEHH and CE7 only)
Push-to-Talk	 Workforce Connect PTT Express (client included) with headset and speakerphone modes; wired headset support;

ADDITIONAL MOBILITY DNA SOLUTIONS	
	All-touch Terminal Emulation (TE) , powered by Wavelink, enables the easy conversion of “green screen” TE apps into HTML5 intuitive all-touch apps that run on Zebra’s Android mobile computers – without writing any code. (Available on Android models only in 2H 2015.)
	Created to complement Google’s Software Development Kit for Android, Zebra’s EMDK provides a comprehensive toolkit to make it easy to integrate all the functions in our enterprise-class Android devices, from bar code scanning to payment processing.

PERIPHERALS AND ACCESSORIES	
Cradles: single-slot Serial/USB, 4-slot Ethernet, 4-slot charge only, forklift; extensive line of Zebra-approved and validated printers; 4-slot battery charger; cable adapter module; snap-on magnetic stripe reader; modem module; full set of holsters; full set of cables; Zebra approved CAC Reader for government apps	

REGULATORY	
Visit www.zebra.com/mc9200 for regulatory information.	

RECOMMENDED SERVICES	
Zebra <i>OneCare</i>	

THE MC9200 IS AT HOME IN...

Warehousing/Distribution

- Inventory counts
- Replenishment
- Process management

Retail

- Price verification
- Inventory counts
- Replenishment
- Price management
- Telephony, walkie-talkie and speakerphone

Manufacturing

- System monitoring/ dashboard
- Inventory counts
- Replenishment
- Process management

Government (Federal)

- Maintenance (MRO, safety and weapons inspections, fleet tracking, vehicle maintenance)
- Asset tracking and visibility (IT assets, military supply chain, inventory control)

Government (State, Local and Public Safety)

- Asset management (inventory, MRO, audit)
- Inspections/maintenance
- Security screening/mobile data access
- Code enforcement: building permits, health, fire, sanitation
- Fleet management
- Secure freight tracking

Airlines

- Asset management (inventory, baggage tracking)
- Inspections/maintenance
- Fleet management
- Secure freight tracking



NA and Corporate Headquarters
+1 800 423 0441
inquiry4@zebra.com

Asia-Pacific Headquarters
+65 6858 0722
contact.apac@zebra.com

EMEA Headquarters
zebra.com/locations
mseurope@zebra.com

Latin America Headquarters
+1 847 955 2283
la.contactme@zebra.com