





# MC18 Mobile Computer

Accessories Guide



## MC18 Series

CONFIGURATION & ACCESSORY GUIDES are available on [The Source](#) and [PartnerCentral](#)

For access to additional product information including this guide, please visit:

[www.zebra.com/mc18](http://www.zebra.com/mc18)

Find Product Information in the **EMC Product Portfolio** on [The Source](#) and [PartnerCentral](#)



**Partner Central**

ENTERPRISE MOBILE COMPUTING

# EMC PRODUCT PORTFOLIO

- EMC Resources
- Zebra Solutions At A Glance
- Enterprise Mobile Computing
  - Knowledge Worker Portfolio
  - Line Worker Portfolio
  - EMC Software & Solutions
- Topical Content
  - MSI OS Strategy
  - The Value of Enterprise Class Products

CUSTOMER FACING

FIELD MOBILITY

TASK SPECIFIC

INDUSTRIAL MOBILITY



## MC18 Configurations

### WIN CE7

OPTION	PART NUMBER	DESCRIPTION
Single or 10 pack	MC18G-00-KIT-1-PK	1-pack
	MC18G-00-KIT-10-PK	10-piece bulk pack

### ANDROID LOLLIPOP

OPTION	PART NUMBER	DESCRIPTION
Single or 10 pack	MC18G-00-KIT-01A	Single pack
	MC18G-00-KIT-10A	10-piece bulk pack

## What Ships With Every MC18

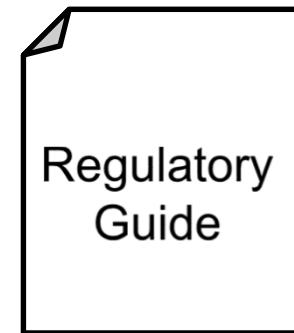


MC18

(Electronic User Guide  
loaded onto device)



1x Battery



## Spare Battery Options

### MC18 Battery

MC18 2,275 mAh PowerPrecision + Lithium-Ion Battery  
PowerPrecision + Batteries: Advanced new battery technology integrated into our newest devices bringing a higher level of intelligence to deliver maximum performance

#### Information stored on each PowerPrecision+ battery:

- Continuously updated capacity as battery ages
- Charge accepted per type of charger
- Time to fully charge and time to fully discharge
- Elapsed time since first use
- Dynamically models the battery life based on historical usage

#### Supported features:

- **Advanced state of health:** actively measures and calculates the battery capacity under standard load conditions and temperature
- **Advanced state of charge:** time to empty under present usage and time to full under present charge condition



Single  
Battery

BTRY-MC18-27MAG-01

10-PK  
Battery

BTRY-MC18-27MAG-10

## Possible Charging Methods

### Single Slot Cradles



**Single Slot  
Locking  
Cradle**

**CRD-MC18-1SLOT-01**

### 3-Slot Cradles

**3-Slot Non-  
Locking High  
Density Cradle**

**CRD-MC18-3SLOTH-01**

**MC18 3-Slot  
Locking High  
Density Cradle**

**CRD-MC18-3SLCKH-01**

**MC18 3-Slot  
Locking Super  
High Density  
Cradle**

**CRD-MC18-3SLCKS-01**




All MC18 Cradles require Interconnect cables, Power supply PWR-BGA12V108W0WW, DC line cord CBL-DC-381A1-01, and Country Specific AC line cord sold separately.

### Cradle Accessories

**Cradle Release Key  
(QTY-20)**

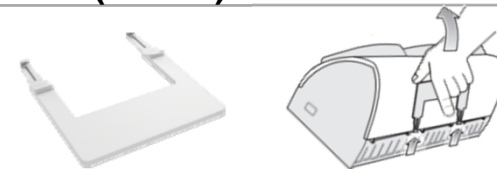
**KT-MC18-CKEY-20**



Used to mechanically unlock the MC18 Terminal from the 3-Slot Cradles and 1-Slot Cradles.

**Cradle Cover Removal  
Tool (QTY-1)**

**KT-MC18-CTOOL-01**



Designed to remove cradle top housing for the MC18 3-Slot Cradles where hand space is limited.

## Single Slot Cradle Options

### Step 1

Power Supply.



- Power Supply: **PWR-BGA12V108W0WW**
- AC Line Cord: **AC Line Cord Matrix is located on the last page**

### Step 2

Select one **DC Cable** to connect power supply to a maximum of 9 or 12 cradles depending on step 3.

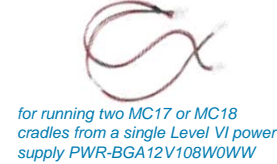
#### DC Cable

.5 Meter: CBL-DC-394A1-01

#### DC "Y" Cable

1 Meter: CBL-DC-393A1-01

2 Meter: CBL-DC-392A1-01



### Step 3

Choose number of Interconnection Cradles based on your required charging mode.

**Standard - 1.0 AMP:**  
MAX: 12 Cradles/Devices

**Fast – 1.5 AMPS:**  
MAX: 9 Cradles/Devices

### 3a. Standard Charging Mode

Choose the number of cradle interconnect cables required based on the table below.  
**(12 Single Slot Cradles Max per Power Supply)**



**Cradle Interconnect Cable**  
**(.5 Meter): 25-66431-01R**

\*No more than six cradles can be powered off each leg of the "Y" power cable

Number of Cradles	2	3	4	5	6	
# of Interconnect Cables required	1	2	3	4	5	
Number of Cradles	7	8	9	10	11	12
# of Interconnect Cables required	5	6	7	8	9	10

### 3b. Fast Charging Mode

Choose the number of cradle interconnect cables required based on the table below.  
**(9 Single Slot Cradles Max per Power Supply)**



**Cradle Interconnect Cable**  
**(.5 Meter): 25-66431-01R**

\*No more than six cradles can be powered off each leg of the "Y" power cable

Number of Cradles	2	3	4	5	6
# of Interconnect Cables required	1	2	3	4	5
Number of Cradles	7	8	9		
# of Interconnect Cables required	5	6	7		

## 3-Slot Cradle Options

### Step 1

Power Supply.




- Power Supply: **PWR-BGA12V108W0WW**
- AC Line Cord: **AC Line Cord Matrix is located on the last page**

### Step 2

Select one **DC Cable** to connect power supply to a maximum of 9 or 12 cradle slots, depending on step 3.

DC Cable
.5 Meter: CBL-DC-394A1-01
DC "Y" Cable
1 Meter: CBL-DC-393A1-01
2 Meter: CBL-DC-392A1-01



### Step 3

Choose number of Interconnection Cradles based on your required charging mode.

- Standard - 1.0 AMP:**  
MAX: 4 x 3-Slot Cradles / 12 Devices
- Fast – 1.5 AMPS:**  
MAX: 3 x 3-Slot Cradles / 9 Devices

### 3a. Standard Charging Mode

Choose the number of cradle interconnect cables and power extension cables required based on the table below.  
**(4 Connected Cradles Max)**



Cradle Interconnect Cable  
(.5 Meter): **25-66431-01R**



Interconnection Extension Cable:  
**CBL-MC18-EXINT1-01**



### 3b. Fast Charging Mode

Choose the number of cradle interconnect cables and power extension cables required based on the table below.  
**(3 Connected Cradles Max)**



Cradle Interconnect Cable  
(.5 Meter): **25-66431-01R**



Interconnection Extension Cable:  
**CBL-MC18-EXINT1-01**

Number of Cradles	2	3	4	Number of Cradles	2	3
# of Interconnect Cables required	1	1	2	# of Interconnect Cables required	1	1
# of Extension Cables required	2	3	4	# of Extension Cables required	2	3



## Cradle Accessories

### Keys and Tools

Used to mechanically unlock the MC18 Terminal from the 3-Slot & Single-Slot Cradles.



**Cradle Release Key  
(QTY-20)**

**KT-MC18-CKEY-20**

This tool can be reused to reboot the MC18 terminal by connecting and holding the pins on the tool to the terminal while holding down the scan key for 10 seconds



**Terminal Reboot Tool  
(5-PK)**

**KT-MC18-REBOOT-05**


Cradle Cover Removal Tool. The MC18 Cradle Cover Removal tool aids in the removal of the top housing of the 3-Slot Cradles.



**Cradle Cover Removal  
Tool (QTY-1)**

**KT-MC18-CTOOL-01**

### Deployment Kit



QTY-20



QTY-5



QTY-1

**KT-MC18-CSTKIT-01**

### MC18 Deployment Starter KIT

MC18 Deployment Starter KIT. Includes 20-pack of Release Keys (KT-MC18-CKEY-20), 5-pack of Terminal Reboot Tool (KT-MC18-REBOOT-05), and 1 Cradle Housing Tool (KT-MC18-CTOOL-01).

### Carholder Mounting KIT



**PSS-3SH01-00R**

### MC18 Carholder Mounting KIT

This holder allows mounting the MC18 mobile computer on a shopping cart.



## AC Line Cords

Country	Three Wire Grounded AC Line Cord
Abu Dhabi	<b>50-16000-220R:</b> 1.8M long, CEE 7/7 plug.
Australia	<b>50-16000-217R:</b> 1.9M long, AS 3112 plug.
Bolivia	<b>50-16000-220R:</b> 1.8M long, CEE 7/7 plug.
Brazil	<b>50-16000-727R:</b> 18AWG, 250V, 16A, BR (3w).
China	<b>50-16000-217R:</b> 1.9M long, AS 3112 plug. <b>50-16000-257R:</b> 1.8M long, IEC 60320 C13 plug.
Dubai	<b>50-16000-220R:</b> 1.8M long, CEE 7/7 plug.
Egypt	<b>50-16000-220R:</b> 1.8M long, CEE 7/7 plug.
Europe	<b>50-16000-220R:</b> 1.8M long, CEE 7/7 plug.
Hong Kong	<b>50-16000-219R:</b> 1.8M long, BS1363 plug.
India	<b>50-16000-669R:</b> 1.9M long, BS 546 plug.
Iran	<b>50-16000-220R:</b> 1.8M long, CEE 7/7 plug.
Iraq	<b>50-16000-219R:</b> 1.8M long, BS1363 plug.

Country	Three Wire Grounded AC Line Cord
Israel	<b>50-16000-672R:</b> 1.9M long, S132 plug.
Italy	<b>50-16000-671R:</b> 1.8M long, CIE 23-16 plug.
Japan	<b>50-16000-218R:</b> 1.8M long, NEMA 1-15P plug.
Korea	<b>50-16000-220R:</b> 1.8M long, CEE 7/7 plug. <b>50-16000-256R:</b> 1.8M long, CEE7/7 plug.
Malaysia	<b>50-16000-219R:</b> 1.8M long, BS1363 plug.
New Guinea	<b>50-16000-217R:</b> 1.9M long, AS 3112 plug.
Russia	<b>50-16000-220R:</b> 1.8M long, CEE 7/7 plug.
Singapore	<b>50-16000-219R:</b> 1.8M long, BS1363 plug.
UK	<b>50-16000-219R:</b> 1.8M long, BS1363 plug.
US	<b>23844-00-00R:</b> 7.5 feet long. <b>50-16000-221R:</b> 1.8M long, USA NEMA 5-15P.
Vietnam	<b>50-16000-220R:</b> 1.8M long, CEE 7/7 plug.



## Optional Custom Branding

- Left and right branding
- Customisable for all our customers
- Vinyl peel and stick



Your color, your design

**Please consult your local Sales Representative for more details**